



ಬೃಹತ್ ಬೆಂಗಳೂರು ಮಹಾನಗರ ಪಾಲಿಕೆ  
Bruhat Bengaluru Mahanagara Palike



# BBMP COVID-19 WAR ROOM 09.01.2023

BBMP / COVID-19 WAR ROOM / BULLETIN – 1022/ 09.01.2023 / #BBMPfightsCOVID19



# OVERVIEW OF COVID-19 IN BENGALURU

**CASE TRENDS** ACTIVE CASES **165**

<u>Confirmed Cases</u>	<u>Recovered Cases</u>	<u>Death Cases</u>
<b>14</b> 18,76,997 <sup>#</sup>	<b>25</b> 18,59,841 <sup>#</sup>	<b>0</b> 16,991 <sup>#</sup>

**HOSPITALIZATION** **3**

<u>ICU – V</u>	<u>ICU</u>	<u>HDU</u>	<u>General</u>
-	-	1	2

INCLUDES GOVT. QUOTA AND PRIVATE WALK-IN HOSPITALIZATION

**VACCINATION** **871** 2,05,44,497<sup>#</sup>

<u>First Dose</u>	<u>Second Dose</u>	<u>Precaution Dose</u>
<b>90</b> 96,83,363 <sup>#</sup>	<b>219</b> 94,90,001 <sup>#</sup>	<b>562</b> 13,71,133 <sup>#</sup>

**TRIAGING**

**MTU**  
**3**

**Tele Triage**  
**7**

**ACTIVE CZs**

**0**

MCZs (< 5 cases)  
**0**

Clusters (> 5 cases)  
**0**

**TESTING** **1,667** 3,20,78,018<sup>#</sup>

<u>Positivity :0.52%</u>	<u>RAT</u>	<u>RTPCR</u>
<small>*FOR LAST 7 DAYS</small>	<b>681</b>	<b>986</b>

# : indicates cumulative numbers till date



# ABSTRACT OF COVID-19 SCENARIO IN BENGALURU

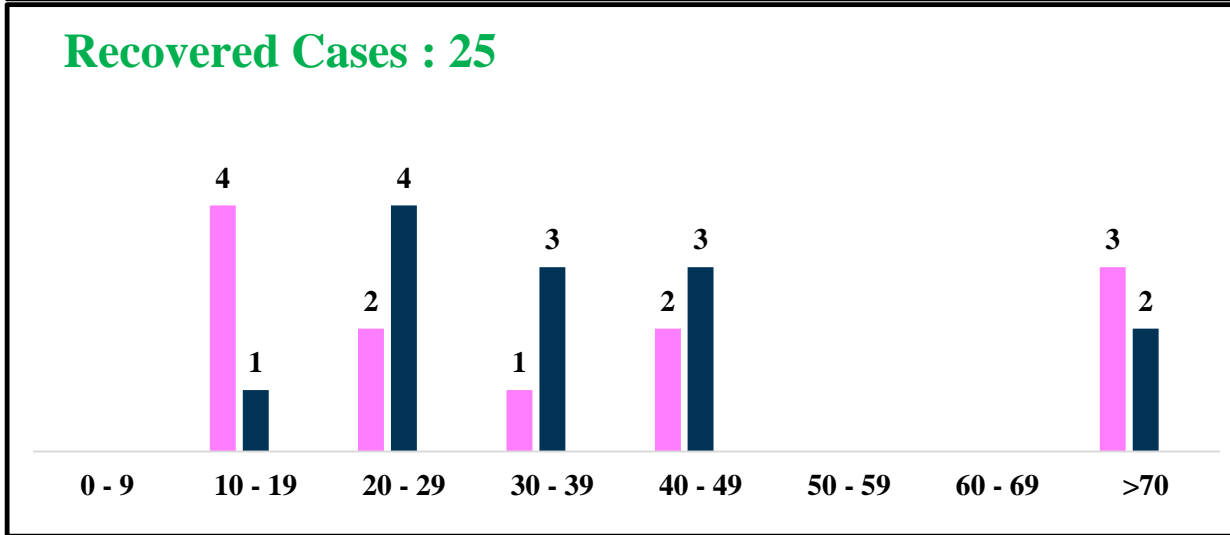
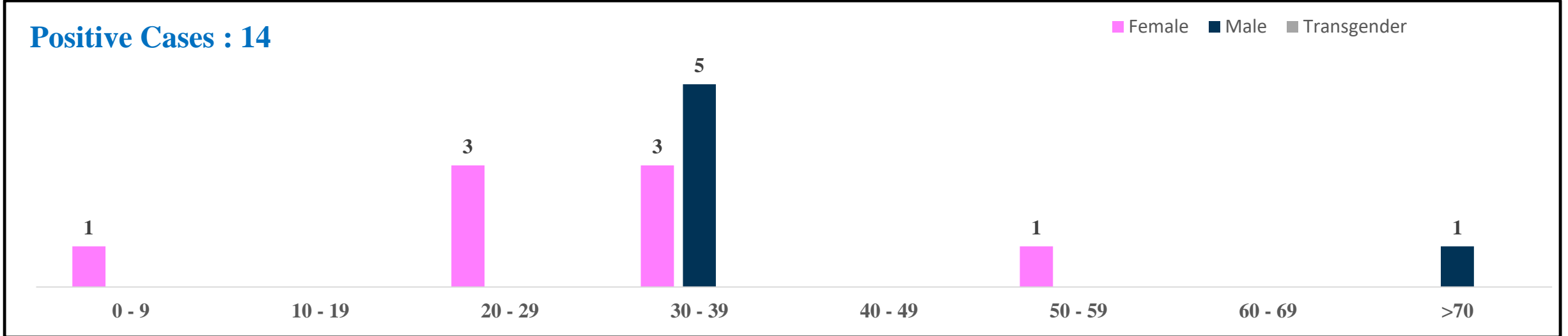


	MALE			FEMALE			TRANSGENDER			TOTAL		
	Last 24 Hours	Last 7 Days	Cumulative	Last 24 Hours	Last 7 Days	Cumulative	Last 24 Hours	Last 7 Days	Cumulative	Last 24 Hours	Last 7 Days	Cumulative
<b>Positive Cases</b>	6	91	11,06,772	8	80	7,70,029	0	0	196	14	171	18,76,997
<b>Recovered Cases</b>	13	137	10,94,352	12	114	7,64,359	0	0	187	25	251	18,59,841
<b>Death Cases</b>	0	0	10,761	0	0	6,226	0	0	4	0	0	16,991
<b>Total Tests Done</b>	<b>In Last 24 hrs. : 1,667</b>			<b>In last 7 days : 33,083</b>			<b>Cumulative : 3,20,78,018</b>					
<b>Vaccine Doses Administered</b>	<b>In Last 24 hrs. : 871</b>			<b>In last 7 days : 16,785</b>			<b>Cumulative : 2,05,44,497</b>					
<b>ACTIVE CASES</b>									<b>165</b>			

\*Covid deaths occurred today : 00 | Covid deaths occurred beyond last 24hrs., reported today : 00



# LAST 24 HOURS AGE GROUP AND GENDER WISE DISTRIBUTION

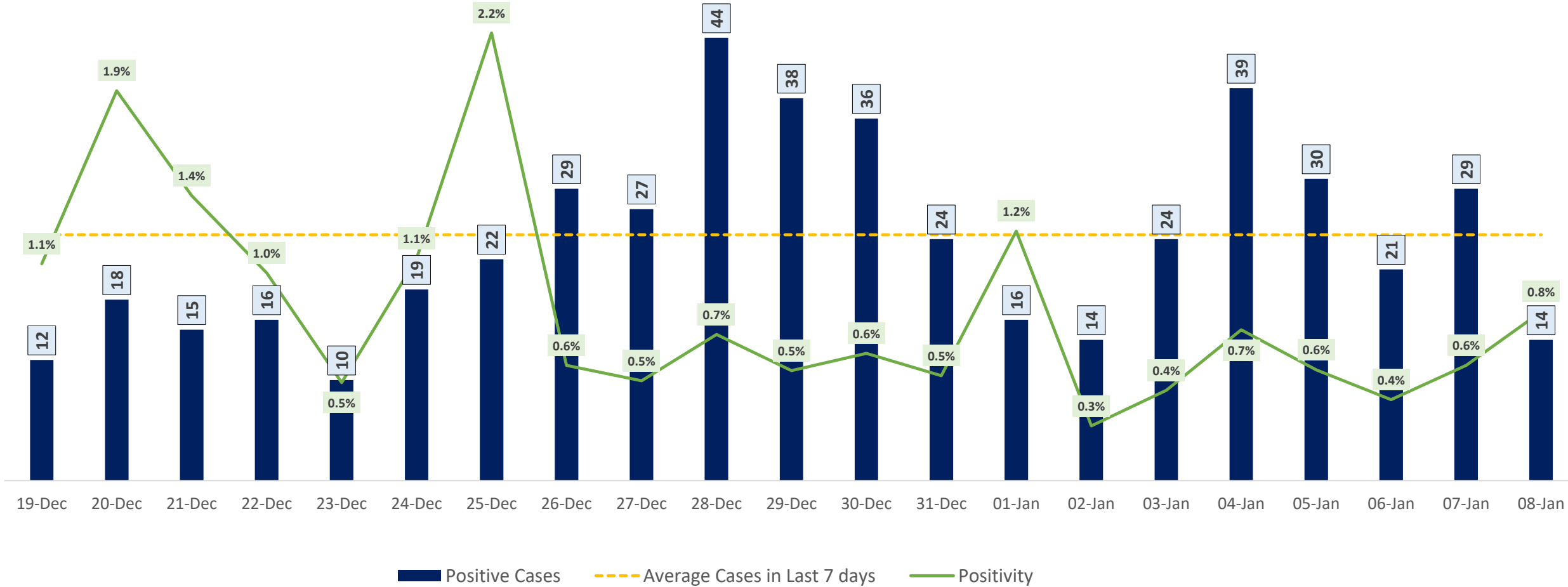




# POSITIVITY RATE OF BENGALURU – LAST 21 DAYS



Average Cases in Last 7 days : 24

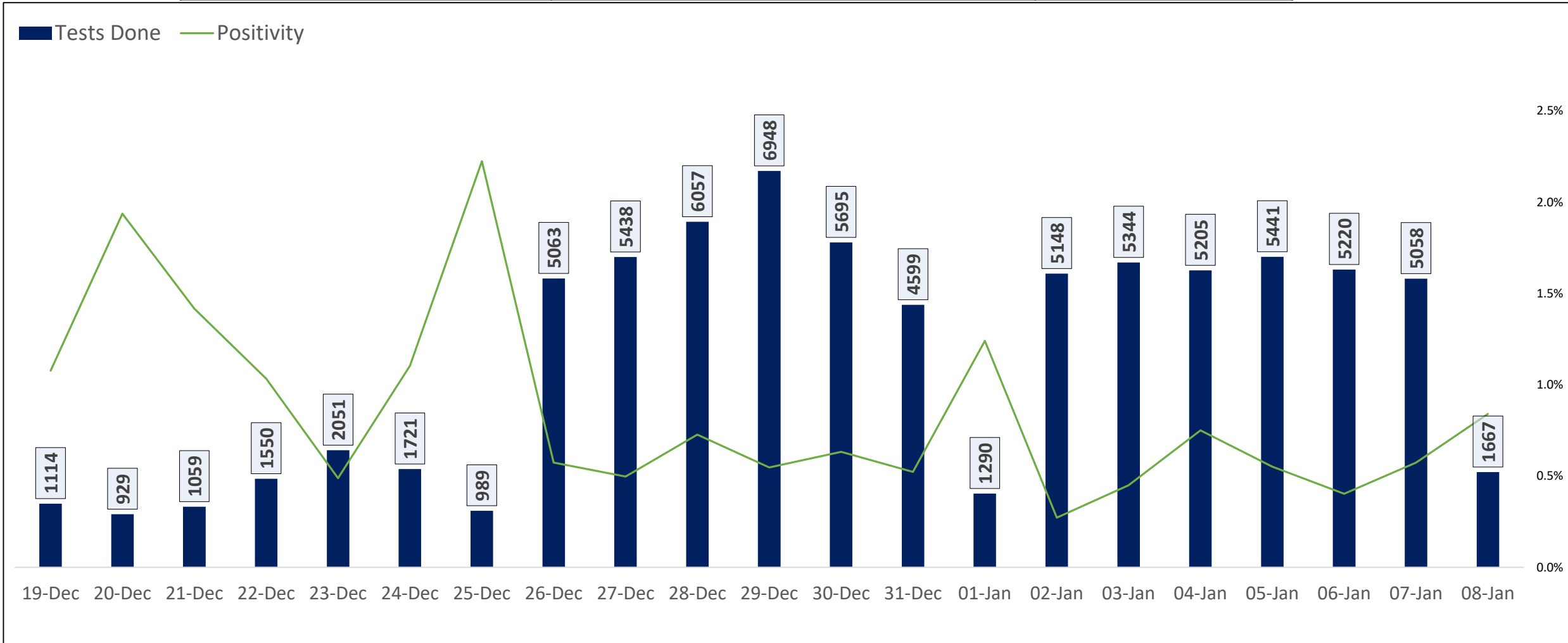




# TESTING TRENDS IN BENGALURU

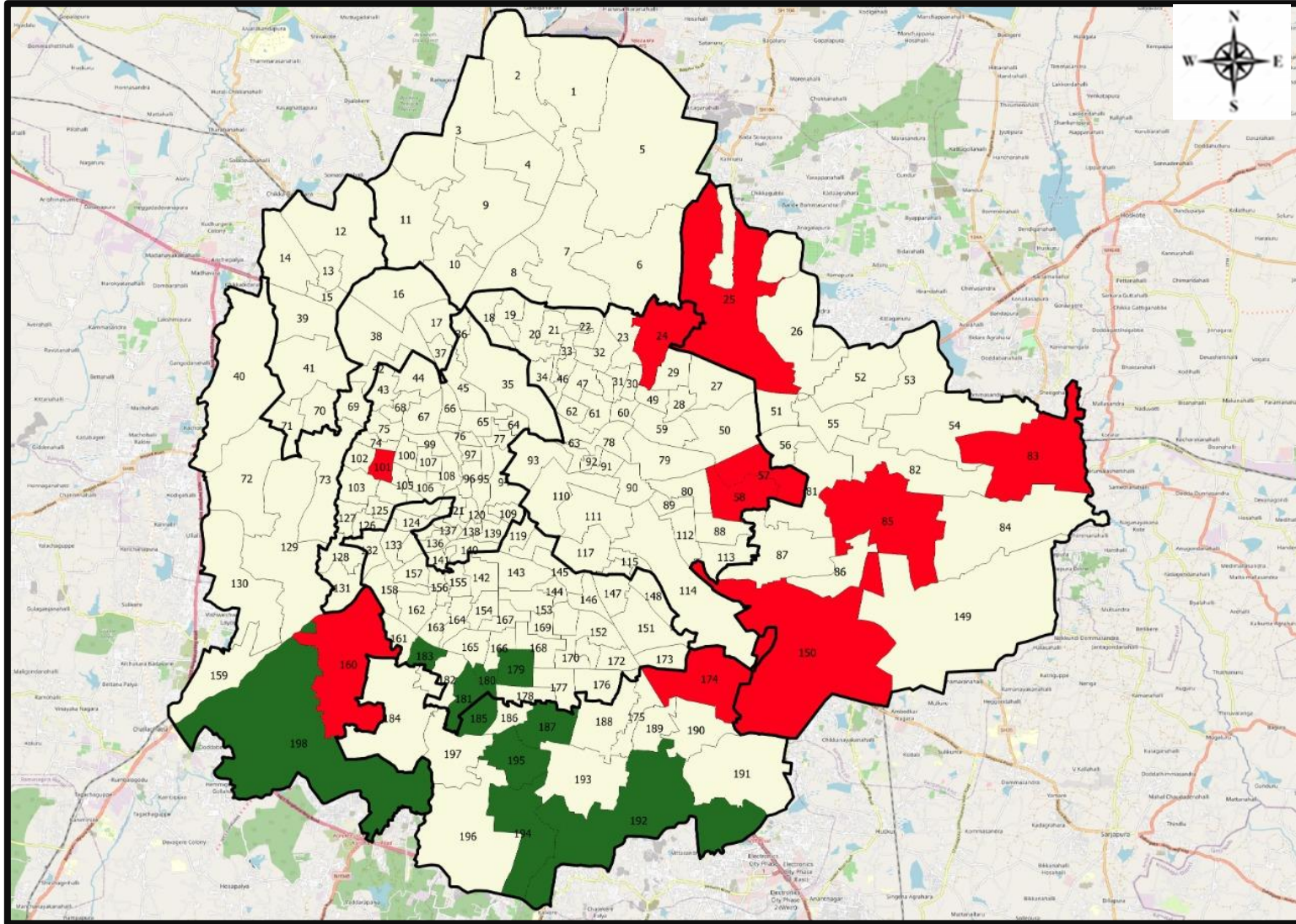


Total Test Conducted Till Date	Test Conducted Last 24 hours	Last 7 Days Average
3,20,78,018	1,667	4,728





# BENGALURU URBAN MAP SHOWING TREND OF POSITIVE CASES IN LAST 7 DAYS



## Top 10 wards reporting highest number of positive cases in last 10 days

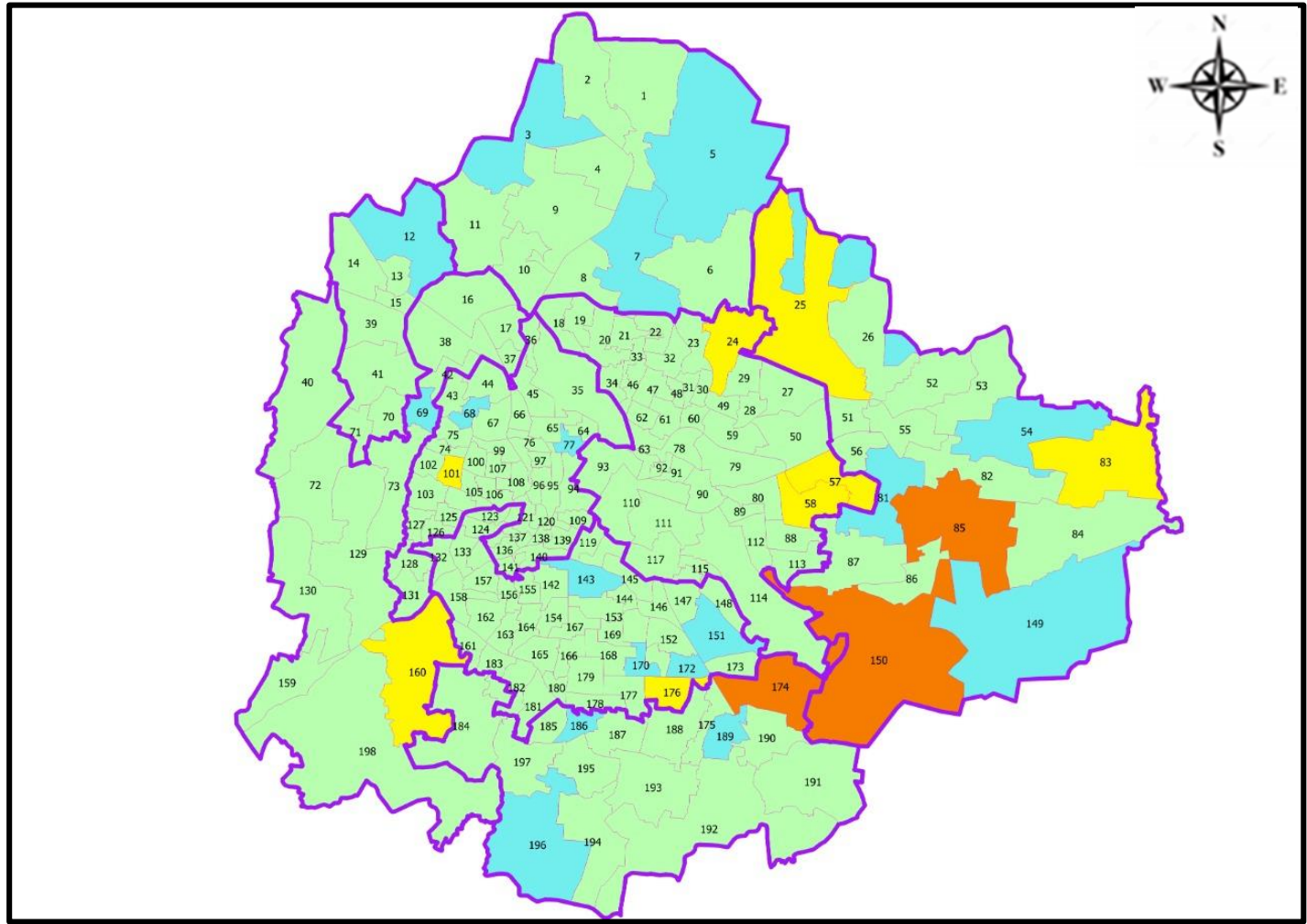
Ward No.	Ward Name	Daily Cases Average
150	Bellanduru	1
85	Dodda Nekkundi	1
174	HSR Layout	1
83	Kadugodi	1
101	Kamakshipalya	1
160	Rajarajeshwari Nagar	1
24	HBR Layout	1
25	Horamavu	1
57	CV Raman Nagar	1
58	New Tippasandra	1







## Top 10 wards reporting least number of positive cases in last 7 days

Ward No.	Ward Name	Daily Cases Average
198	Hemmigepura	0
195	Konanakunte	0
194	Gottigere	0
192	Begur	0
187	Puttenahalli	0
185	Yelchenahalli	0
183	Chikkalsandra	0
181	Kumaraswamy Layout	0
180	Banashankari Temple Ward	0
179	Shakambari Nagar	0



# BENGALURU MAP SHOWING INTENSITY OF POSITIVE CASES IN LAST 7 DAYS



-  **Level 1 : 0 to 1 Cases**
-  **Level 2 : 1 to 3 Cases**
-  **Level 3 : 3 to 5 Cases**
-  **Level 4 : 5 to 10 Cases**
-  **Level 5 : More than 10 Cases**
-  **Zone Boundaries**

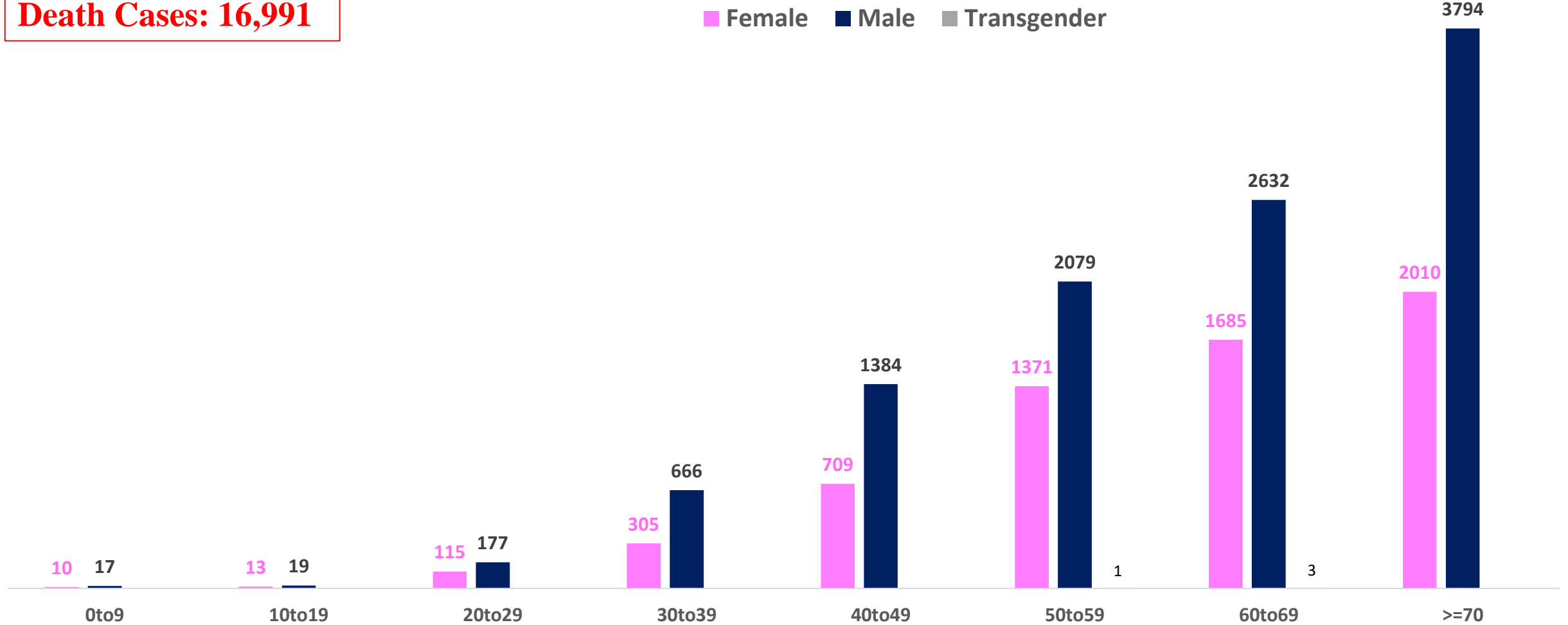




# AGE AND GENDER WISE DISTRIBUTION OF DEATH CASES



**Death Cases: 16,991**





# COVID-19 SCENARIO IN BENGALURU AND OTHER METROPOLITAN CITIES



CITY NAME	Positive Cases	Active Cases	Recovered	Deceased	Vaccine Doses Administered
New Delhi	20,07,273	24	19,80,728	26,521	3,73,17,328
Bengaluru*	18,76,997	165	18,59,841	16,991	2,37,78,980
Mumbai	11,54,230	29	11,34,455	19,746	2,21,34,555
Chennai	7,93,214	20	7,84,123	9,071	1,13,96,462

Source : <https://dashboard.cowin.gov.in/> at 5:00pm (09.01.2023)  
Source : <https://www.covid19bharat.org/> at 5:00pm (09.01.2023)

\*includes BBMP & Bengaluru Urban



# SNAPSHOT OF COVID-19 CASES IN BENGALURU URBAN



**Total Wards With  
0 Cases\* :  
116**

**Tests Conducted  
on 08.01.2023:  
1,667**

**Recovery  
Rate\*:  
99.09%**

**Total  
Active Cases :  
165**

**Total Vaccinated  
on 08.01.2023:  
871**

**Positivity  
Rate\* :  
0.52%**

**Active  
Rate\*:  
0.01%**

**Case  
Fatality Rate\* :  
0.00%**





\*Total positive cases In the past 7 days

\*CFR and positivity is for Past 7 days



ಬೃಹತ್ ಬೆಂಗಳೂರು ಮಹಾನಗರ ಪಾಲಿಕೆ  
Bruhat Bengaluru Mahanagara Palike



<b>Download BBMP Bulletin</b>	<a href="https://apps.bbmpgov.in/covid19/mediabulletin.php">https://apps.bbmpgov.in/covid19/mediabulletin.php</a>
<b>To register for vaccination :</b>	<a href="https://selfregistration.cowin.gov.in/">https://selfregistration.cowin.gov.in/</a>
<b>BBMP COVID19 Dashboard:</b>	<a href="https://apps.bbmpgov.in/covid19/">https://apps.bbmpgov.in/covid19/</a>
<b>Follow us on:</b>	 <a href="http://www.facebook.com/bbmp.comm1/">www.facebook.com/bbmp.comm1/</a>
	 <a href="https://twitter.com/BBMPCOMM">twitter.com/BBMPCOMM</a>
	  <a href="https://www.instagram.com/BBMPSplHealth">BBMPSplHealth</a>


Issued by:

Honorable Chief Commissioner, BBMP  
Special Commissioner Health & IT, BBMP  
MD, Bengaluru Smart City Limited

**THANK YOU !**

ಬೃಹತ್ ಬೆಂಗಳೂರು ಮಹಾನಗರ ಪಾಲಿಕೆ  
Bruhat Bengaluru Mahanagara Palike

**Stay Safe from COVID-19 Virus**

 **Wear Mask**

**Wash Hands Regularly** 

 **Maintain Social Distance**

**Get Vaccinated** 

For more information around COVID-19 call the BBMP helpline number 1533

